


Valentine's Day

Worksheets and Activities

(Grades 1 & 2)



Courtesy of lessonplansource.com

Thank you for downloading this packet!
I hope you will enjoy these simple and fun reproducibles...

In this packet, you will find:

- ♥ Valentine's Day Acrostic Poem
- ♥ Valentine's Day Secret Message
- ♥ Valentine's Day Word Play
- ♥ Valentine's Day Word Search
- ♥ Valentine's Day Word Unscramble
- ♥ Candy Heart Sort
- ♥ Owl Love You Forever
- ♥ Cupcake Contractions
- ♥ I Love Addition (sums to 10)
- ♥ I Love Subtraction (sums under 10)
- ♥ What Do You Love?
- ♥ Valentine's Day Letter Writing Paper (3 designs!)

All material, including graphics, created by
Deanna Schweitzer of
lessonplansource.com

Name _____ Date _____

Write a Valentine's acrostic poem. Think of a word that starts with each letter and describes Valentine's Day. Write the words on the lines. Remember, the first letter of the word is already there!

V _____

A _____

L _____

E _____

N _____

T _____


I _____

N _____

E _____

S _____

Bee
Mine



Name _____ Date _____


Fill in the blanks with a letter that matches from the box to decode this riddle:

What did the elephant say to the other elephant on
Valentine's Day?

A	B	C	D	E	F	G	H	I	J	K	L	M
1	2	3	4	5	6	7	8	9	10	11	12	13
N	O	P	Q	R	S	T	U	V	W	X	Y	Z
14	15	16	17	18	19	20	21	22	23	24	25	26

_____ _____ _____ _____ _____
9 12 15 22 5 25 15 21

_____ _____ _____
1 20 15 14



Note to teacher: Print on thick paper!

hearts

love

candy

flowers

balloons

hearts

love

candy

flowers

balloons

VALENTINE'S

DAY

WORD


PLAY!

Directions:


1. Cut out each word.
2. Play a matching game with a friend by taking turns turning over cards to find matches.

Name _____ Date _____

Directions: Find and circle words across, backwards, up and down and diagonally.



HAPPY VALENTINE'S DAY!



F X R Y S A I N T H H C
L E E C J G E T A O K P
T A B T W I B G L P C A
R T W R U Y P I E I H R
X D Z V U O D O N R O T
V E B N C A R D S A C Y
U R I C Y H R V D Y O E
K E X V E I N Y Q U L C
C M E M V R V E S E A Y
A H J D O O W T Z N T E
N U C E L E B R A T E A
D Q G E R S T R A E H B
Y P I N K I F B D M E F



FEBRUARY	CELEBRATE	HEARTS	PINK
CARDS	CHOCOLATE	RED	PARTY
SAINT	HOLIDAY	LOVE	CANDY



Name _____ Date _____

Unscramble each word on the left to make a Valentine's Day word from the right.

1. dre _____

2. lferwos _____

3. yebFura _____

4. evol _____

5. hsgu _____

6. ipdcu _____

7. scdra _____

8. lochetoca _____

9. nosolabl _____

10. rashet _____

love

cards

flowers

chocolate

balloons


red

February

hearts

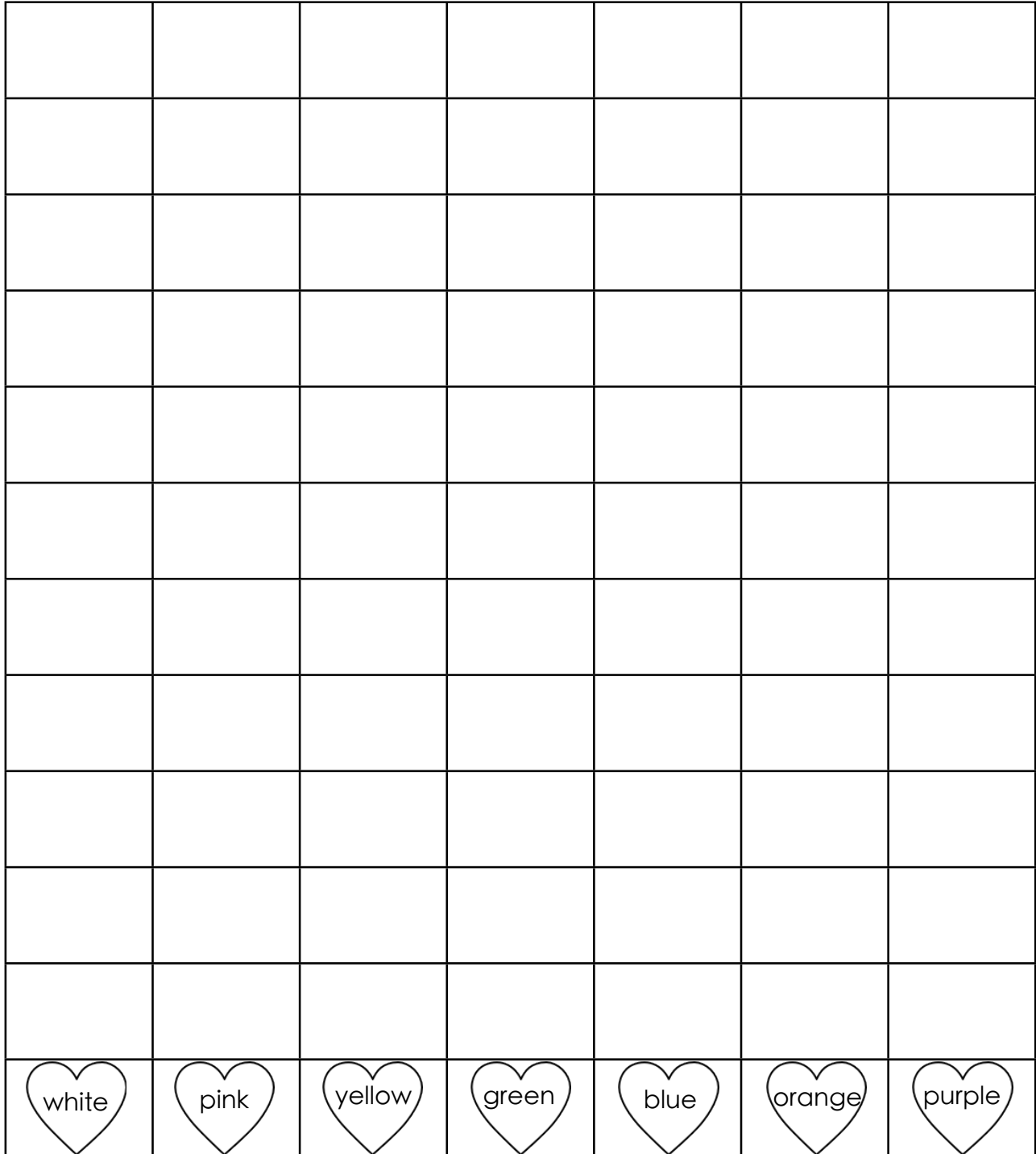
hugs

cupid



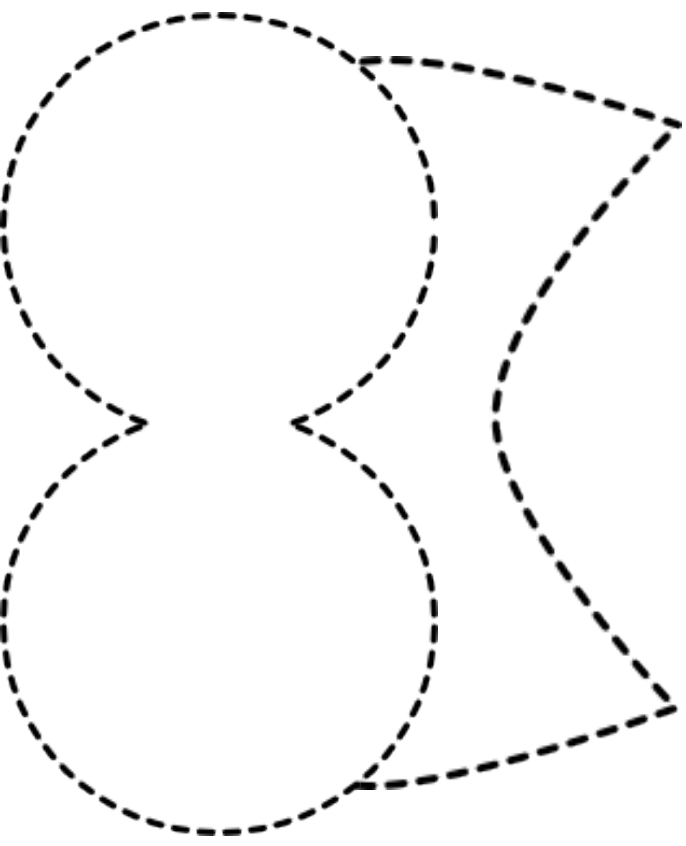
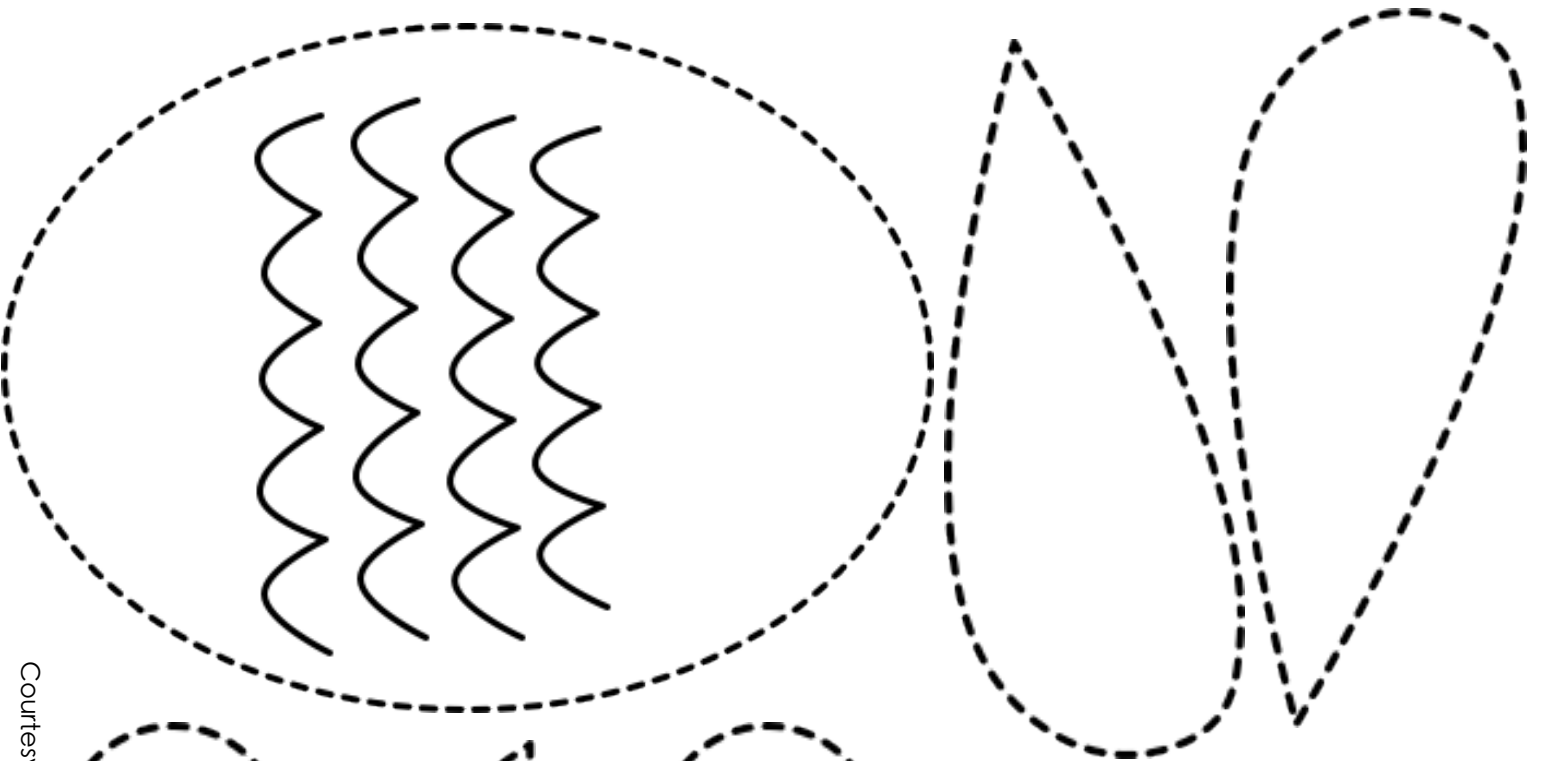
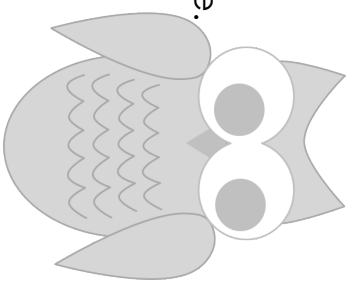
Name _____ Date _____

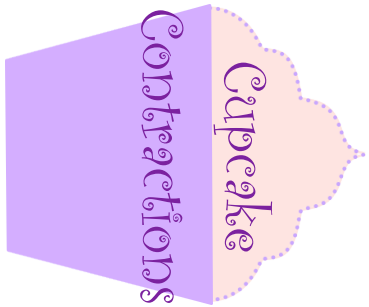
Fill in the graph to show how many different colored candies you find in a box of candy hearts.



Owl LOVE you forever!

1. Color each piece.
2. Cut out each piece.
3. Glue pieces together using the picture as a guide.
4. Use owl to make a Valentine's Day card.


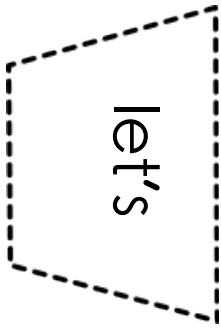
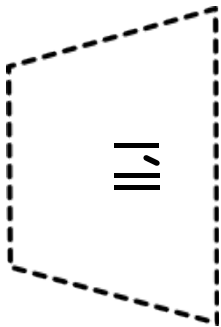

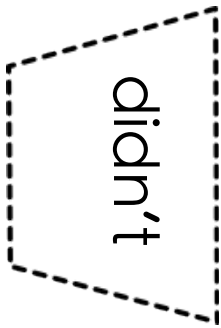



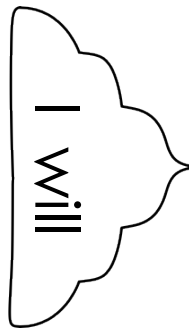





Name _____


Directions:


1. Cut out each cupcake bottom.
2. Glue each bottom under the cupcake top that matches.
3. Color each cupcake.





Name _____ Date _____


I  LOVE Addition!


$3 + 4 =$ 


$1 + 4 =$ 


$5 + 5 =$ 


$6 + 2 =$ 


$4 + 5 =$ 


$4 + 4 =$ 


$6 + 3 =$ 


$7 + 2 =$ 


$2 + 6 =$ 


$5 + 3 =$ 


$3 + 7 =$ 

$2 + 5 =$ 


$9 + 1 =$ 


$1 + 7 =$ 


$3 + 3 =$ 


$8 + 2 =$ 


Name _____ Date _____


I  LOVE Subtraction!


$4 - 2 =$ 


$8 - 3 =$ 


$3 - 0 =$ 


$5 - 4 =$ 


$5 - 3 =$ 


$9 - 1 =$ 


$8 - 1 =$ 


$6 - 3 =$ 


$6 - 5 =$ 


$7 - 4 =$ 


$0 - 0 =$ 

$3 - 2 =$ 

$9 - 4 =$ 

$6 - 4 =$ 

$7 - 7 =$ 

$8 - 2 =$ 

What Do You Love?

I love to eat _____.

I love to go to _____.

I love to play _____.

I love to make _____.


I love to _____ when I
am at home.

I love to _____ when I
am at school.

I love my _____ because

_____.

I love me because _____.




Handwriting practice lines consisting of ten sets of horizontal lines. Each set includes a solid top line, a dashed middle line, and a solid bottom line, providing a guide for letter height and placement.





You're sweet!

Handwriting practice lines consisting of solid top and bottom lines with a dashed midline. Each row contains four dashed horizontal lines for tracing. There are 10 such rows on the page.



Handwriting practice lines consisting of 10 sets of horizontal lines. Each set includes a solid top line, a dashed middle line, and a solid bottom line. The lines are evenly spaced and extend across the width of the page.